




Premium 200M

Video measuring system with CNC

MA 186




This versatile and automatic workshop measuring machine allows fast and reliable optical measurement on different visual fields. Equipped with the M3 software, this system allows the control of XYZ axis, focus, magnifications and illuminators. Its equipment allows several parts to be measured simultaneously without continuous operator intervention.

The quality of our illuminators allows a very sharp rendering of a wide range of surface conditions, from the most matt to the most brilliant, thus meeting the highest requirements.

- Granit base.
- Motorized X-Y table.
- Motorized precision Z column.
- Motorized zoom-optics.
- 6.4 Mpx USB 3.0 color camera.
- LED circular illuminator with 4 sectors.
- Computer with 27" monitor.
- Measuring software.
- Glass chromium deposit calibration ruler.

Technical specifications



Premium 200M

X-Y table range [mm]	200x200 motorized
Table precision [mm]	0.005 / 100
Z column range [mm]	100 motorized
Column precision [mm]	0.030 / 100
X-Y axis rulers	Heidenhain (Display resolution : 0.001mm)
Z axis rulers	Heidenhain (Display resolution : 0.001mm)
Maximum height of part to measure [mm]	100
Weight (kg)	110
Dimensions column lowered (W x D x H) [mm]	635 x 730 x 790

Optical choice 1

Camera	Color 6.4 Mpx USB 3.0
Optics	Motorized 12X Zoom
Magnifications *	30X to 335X
Fields of view [mm]	19.1 x 12.8 to 1.6 x 1
Pixel resolution [μm] **	6.2 to 0.5
Focal length [mm]	86

Optical choice 2

Camera	Color 6.4 Mpx USB 3.0
Optics	Motorized 12X Zoom
Magnifications *	40X to 500X
Fields of view [mm]	12.8 x 8.6 to 1 x 0.7
Pixel resolution [μm] **	4.8 to 0.4
Focal length [mm]	86

* = Indicated magnifications are calculated on 27" monitor and may be reduced by up to 12% according to the software configuration.

** = Camera pixel size / (sensor size / field of view)

Measuring software M3


The M3 software is the ideal tool for fast serial measurements with a digital camera and a state-of-the-art image analysis system. All the functions necessary for 2D and 1/2 measurements are present. The autofocus system automatically measures Z-height differences. The "Stitching" function allows the association of several images to create a panoramic image and thus measure and visualize your part in full field mode.

To ensure simple operation, the interface displays simultaneously the overview or partial views, the results view, as well as the measurement protocol. The control bars are automatically programmed when measuring the first part.

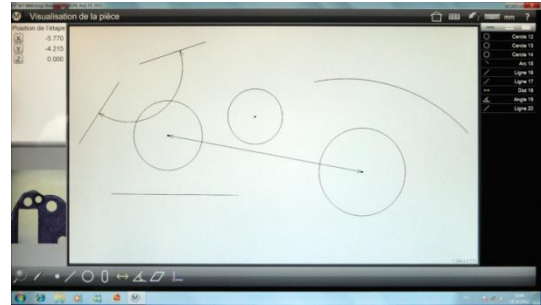
The measurement editing is integrated with clear reports according to DIN or ISO standards.

The data can be exported for statistical analysis, CSV, TSV, TXT, DXF format...


Overview



Partial view



Active reticle




Elements view



Contour detection "Measure Logic"



Measuring protocole






Toolbar



Software features and functions

Intelligent image processing for geometric 2D measurement • Constructions and relationships of measured elements • Alignment level and function • Programming • Tolerance tests after DIN/ISO • Multiple coordinate systems • Multi-language • Data export and output with graphics • Recording dimensions • Saving images with and without the result of a measurement • Lighting control

Options

	<p>Crocodile-pliers on round support MA 143-010-01</p>		<p>Aluminum rotary table MA 146-16-75G (200M)</p>
	<p>Clamp with parallel jaws on round support MA 143-010-02</p>		<p>Vice (capacity 15mm) MA 143b-004</p>
	<p>Collet holder on round support MA 143-010-03</p>		<p>Adjustable vice (capacity 15mm) MA 143b-005</p>
	<p>V-block with spring clip on round support MA 143-010-04</p>		<p>Pedal ACL-018508</p>